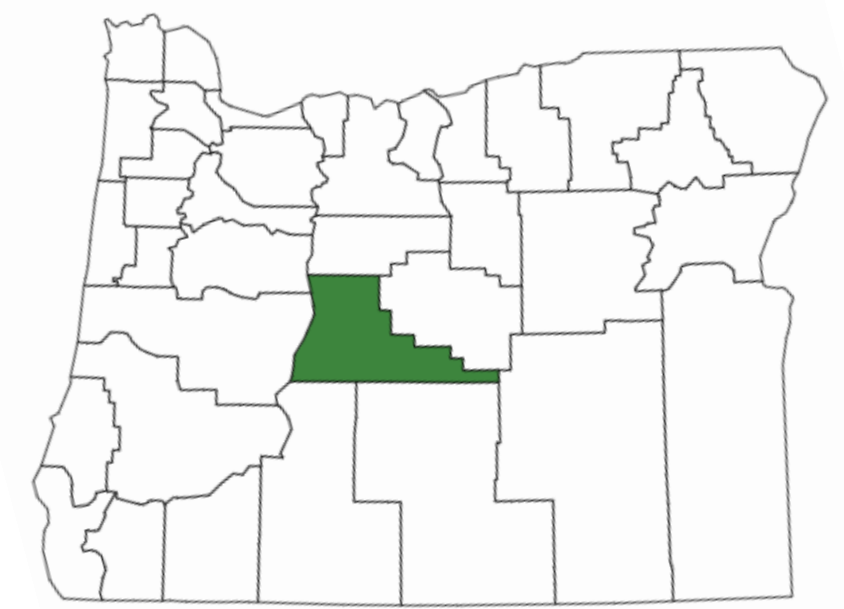


Youth Suicide in Deschutes County



Ages 10-24

September 2020




Deschutes County has the **6th highest** youth suicide burden in the state

The youth suicide rate has nearly **doubled** over the last 2 decades


Youth have the **lowest** suicide rate out of any age group in Deschutes County

Mental Health at Time of Death

50% of youth suicide decedents had a **mental health problem**



one in every 3 youth suicide decedents were engaged in **mental illness treatment**



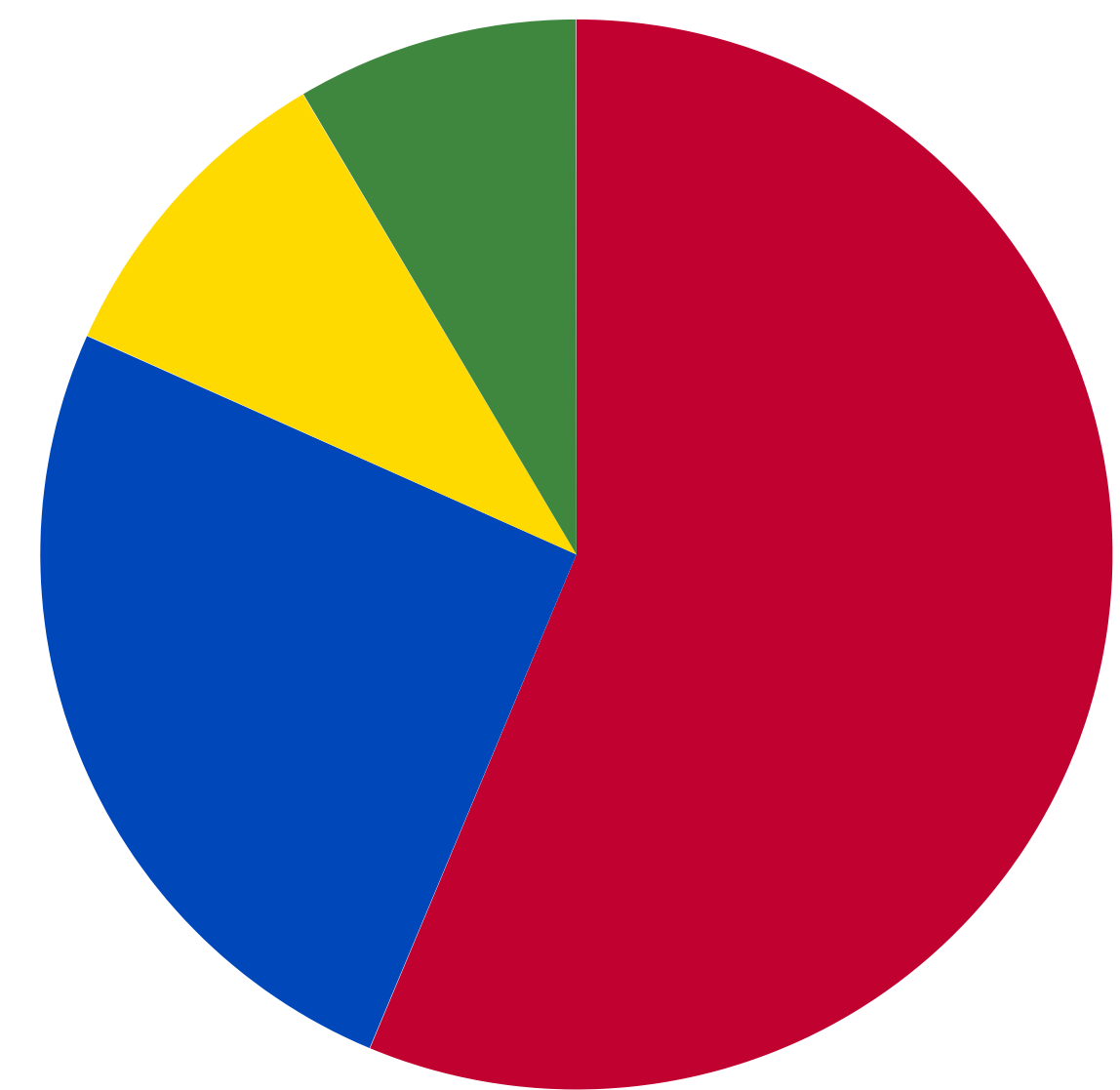
one in every 3 youth suicide decedents had a **substance problem** (i.e. alcohol or drugs)



one in every 5 youth suicide decedents had a **history of suicide attempts**

Means of Death


Mechanism of Death among Youth Suicide Decedents (≤ 24), Deschutes County, OR, 2003-2017




■ Firearm (56.3%)
■ Hanging/Strangulation/Suffocation (25.4%)
■ Other (9.8%) ■ Poisoning (8.5%)

Data Source: Oregon Violent Death Reporting System

Interpersonal Problems at Time of Death



Every 1 in 5 youth suicide decedents had an **intimate partner problem**



Every 1 in 4 youth suicide decedents had a **relationship problem** (i.e. friend or family)

Life Stressors at Time of Death



Every 1 in 4 youth suicide decedents had a **financial problem**



Every 1 in 7 youth suicide decedents had a **criminal or legal problem**



Every 1 in 7 youth suicide decedents had a **school problem**

For resources & more information visit www.deschutes.org/suicideprevention