

# Central Oregon Monthly Norovirus Report

February 11th, 2026\*

\*Note: Norovirus Report released monthly



## Norovirus Surveillance Summary

	1/11-1/17/25 (Week 2)	1/18-1/24/26 (Week 3)	1/25-1/31/26 (Week 4)	Cumulative 2025-2026 season*
Total number of Norovirus tests from reporting labs	24	24	25	383
Number of positive Norovirus tests (% +)	**	**	**	51(13.3%)

\*As of current MMWR week; MMWR=Morbidity & Mortality Weekly Report (CDC); [2024-2025 Season Start begins MMWR wk 40]; As of 1/16/26, 5 norovirus outbreaks have been reported in Central OR for 2025-26 season; \*\*=not available [data <=5 suppressed to protect confidentiality]

## Weekly # of reported Norovirus tests and proportion of positive tests in Central Oregon, 2025-26



**Note:** While individual positive cases of norovirus are not reportable in Oregon by law, the NREVSS surveillance system provides norovirus testing data passively reported by local labs (described in the footnote below).

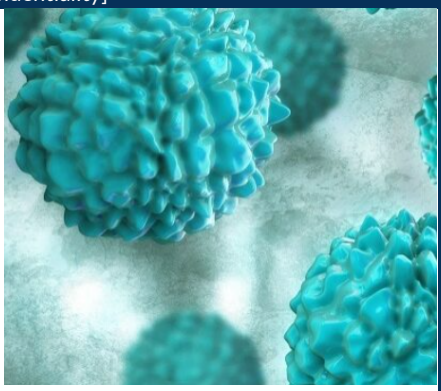
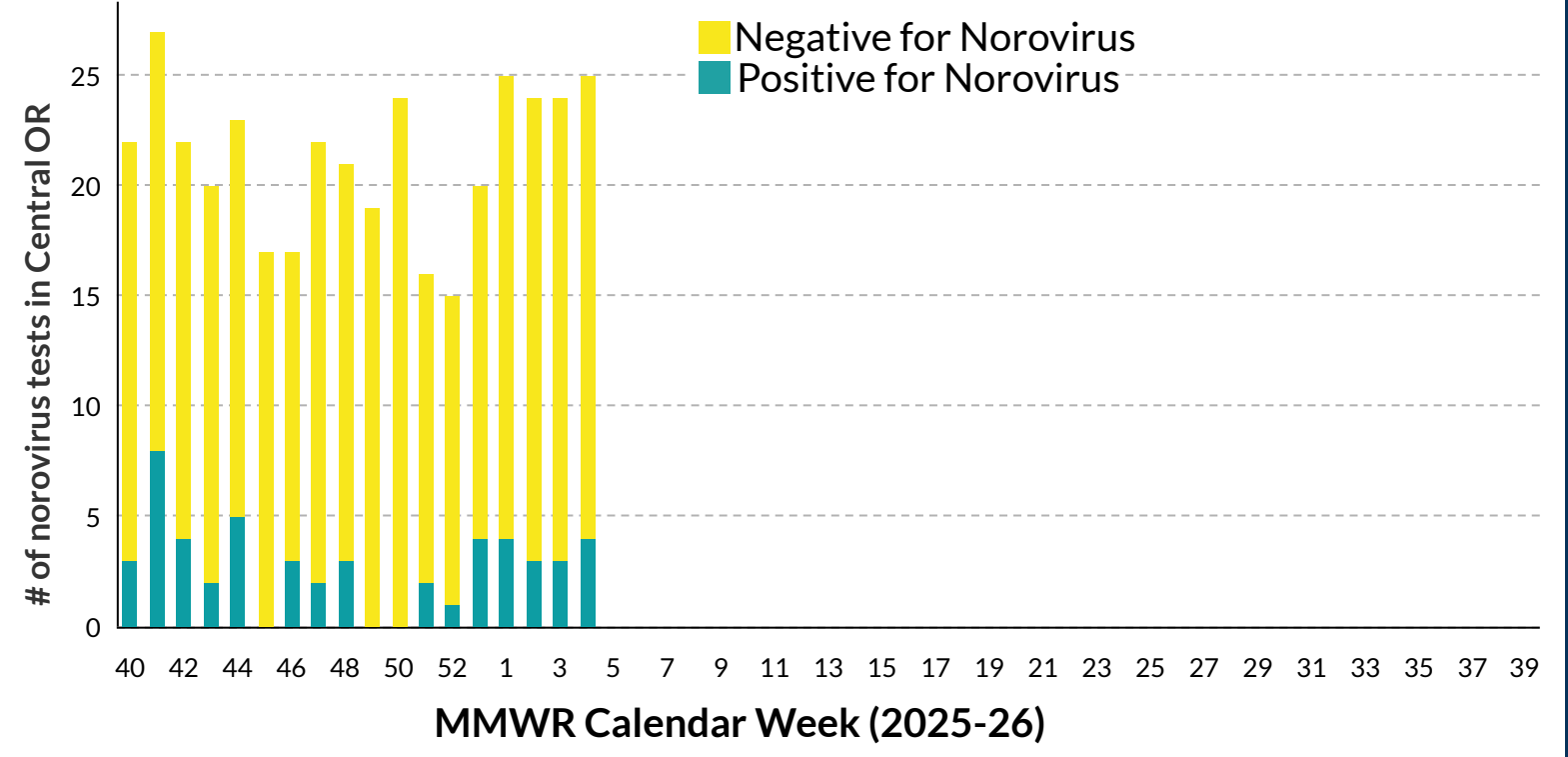


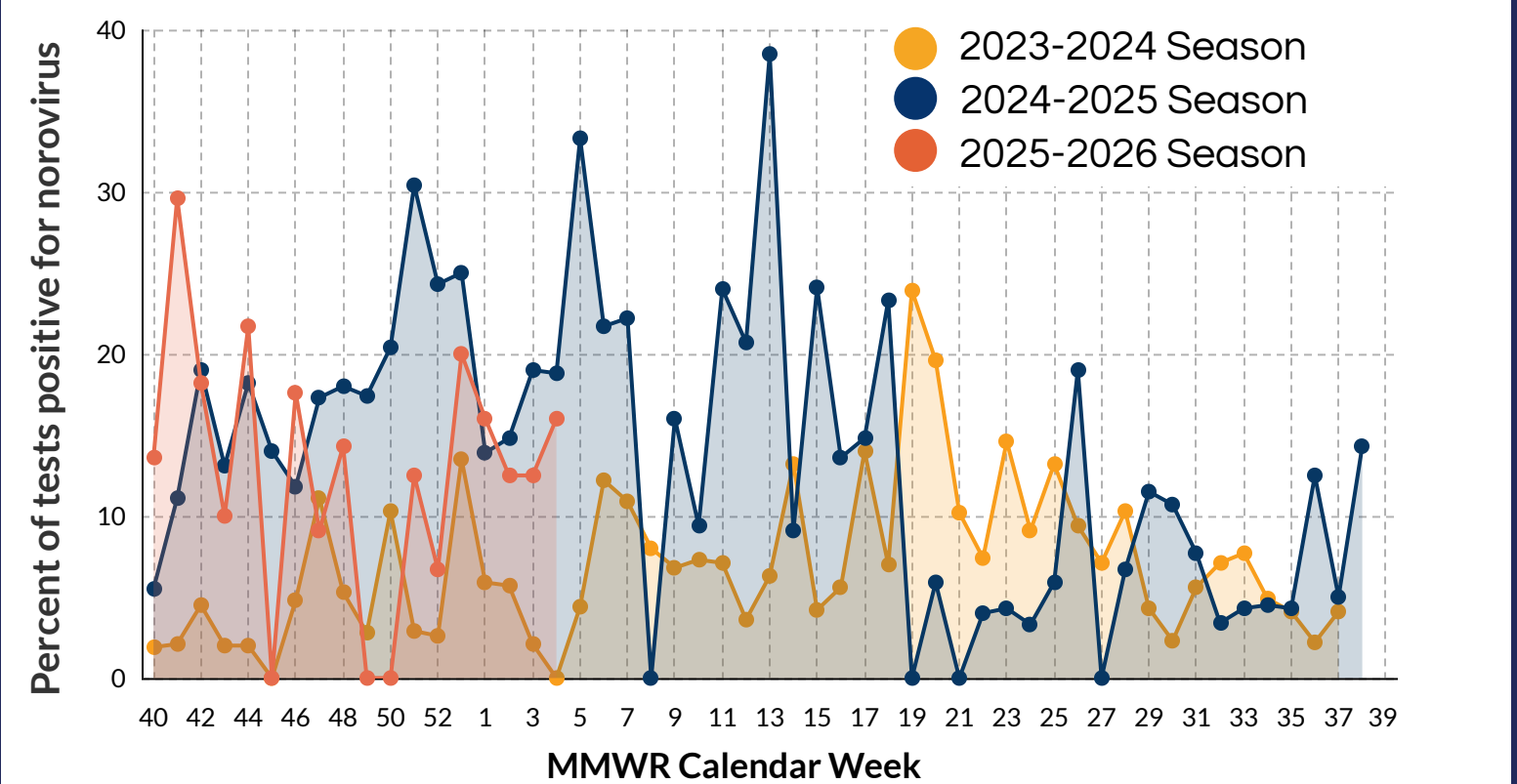
Image above from [NFID](#)



**Data Source for Central OR lab reporting (graphic above & directly below):** National Respiratory & Enteric Virus Surveillance System (NREVSS), a laboratory-based system that monitors temporal & geographic circulation patterns (occurring in a certain time/place) for an array of respiratory viruses. Participating laboratories (including a few in Central OR) report the total # of weekly aggregated tests; aggregated positive tests; along with specimen type/location & week of collection.

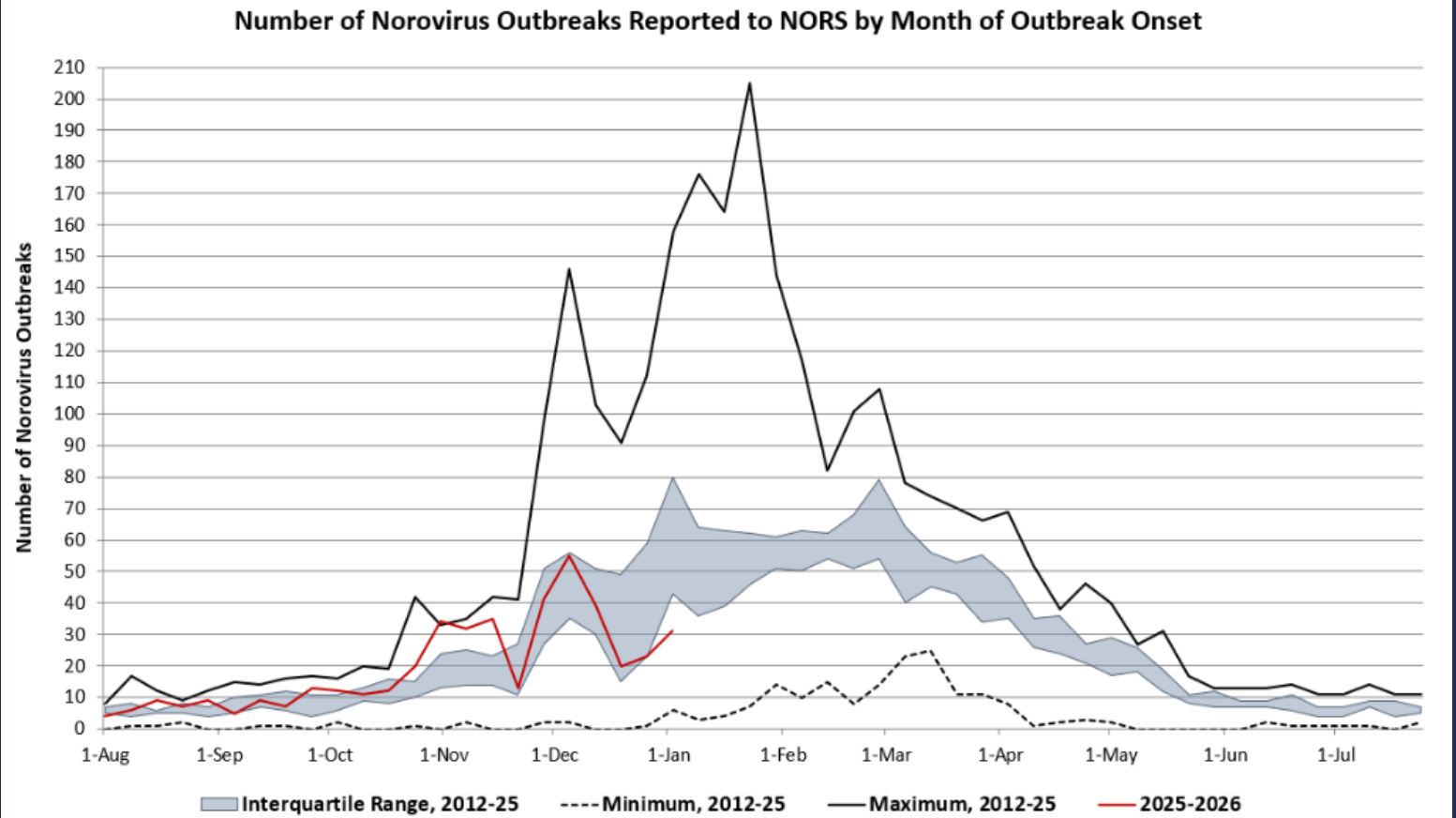
**Definitions:** MMWR=Morbidity & Mortality Weekly Report; MMWR weeks represent the week of the epidemiologic year for which the National Notifiable Diseases Surveillance System disease report is assigned by the reporting local or state health department for purposes of MMWR disease incidence reporting/publishing. From the above, starting week 40 (far left) corresponds to 9/28-10/4/25

Percent of reported Norovirus tests positive by MMWR week, 2023-2026



Note: For the 2025-26 season, calendar week 40=9/28-10/4/25; MMWR=Morbidity & Mortality Weekly Report (CDC)

Number of Suspected or Confirmed Norovirus Outbreaks Reported by NoroSTAT-Participating States Per Week, 2012-2026



This report is compiled by the Central Oregon Public Health Departments. Data are preliminary and might change as additional reports are received. Graphic directly above from [CDCs NoroSTAT Surveillance Network](#) [data current as of 01/23/26]. A point of note on OR Norovirus Data: While individual cases aren't reportable, outbreaks in specific settings (e.g. long-term care facilities & schools) are reportable. For additional detailed information, please see the following on '[Norovirus Outbreak Detection and Management](#)' released by OHA.