

Deschutes County Health Services

COVID-19 Public Health Update

Emily Freeland
COVID-19 Response and Recovery Manager

Michael Johnson, PhD
Senior Data Scientist, St. Charles Health System



BoCC Meeting | March 9, 2022

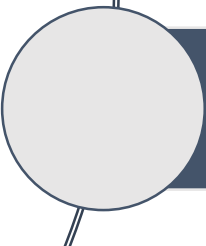
Take Home Messages



Cases and hospitalizations are going down



Oregon to pause quarantine recommendations effective March 12



Oregon to lift mask requirements in schools and most indoor settings effective March 12

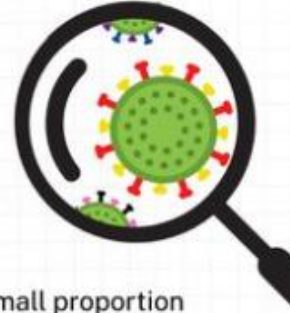


Get up to date with all vaccines



BA.2 Subvariant of Omicron

What to know about **BA.2**, a subvariant of Omicron:



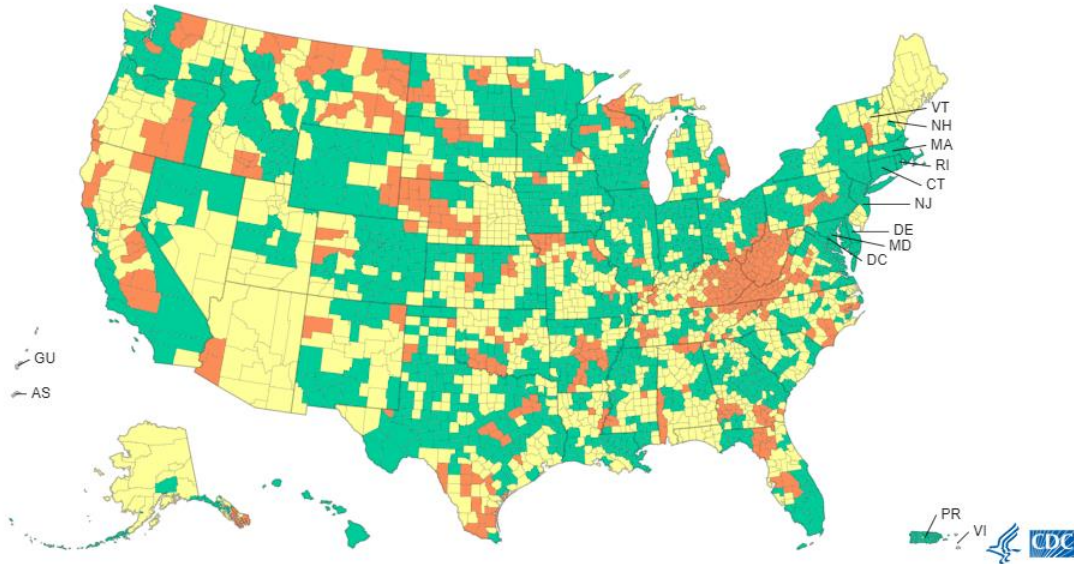
- 1** BA.2 currently represents a very small proportion of COVID-19 cases in the U.S. So far, BA.2 has caused **less than 1% of COVID-19 cases** in Oregon.
- 2** Data from Denmark and the U.K. suggest that BA.2 is **33% more transmissible** than BA.1.
- 3** Researchers are still learning about the severity of illness BA.2 causes. Preliminary research from Denmark, South Africa and the U.K. suggests that **BA.2 doesn't differ from BA.1 in severity.**
- 4** The W.H.O. reports that infections caused by the BA.1. Omicron strain seem to provide **strong protection from reinfection** by BA.2.
- 5** **The best protection** is to get vaccinated and boosted, if eligible. It's a good idea to wear a well-fitting mask in crowded indoor spaces.

March 7

Oregon
Health
Services



U.S. COVID-19 Community Levels



Legend

High

Low

Medium

COVID-19 Community Levels - Use the Highest Level that Applies to Your Community

New COVID-19 Cases Per 100,000 people in the past 7 days	Indicators	Low	Medium	High
Fewer than 200	New COVID-19 admissions per 100,000 population (7-day total)	<10.0	10.0-19.9	≥20.0
	Percent of staffed inpatient beds occupied by COVID-19 patients (7-day average)	<10.0%	10.0-14.9%	≥15.0%
200 or more	New COVID-19 admissions per 100,000 population (7-day total)	NA	<10.0	≥10.0
	Percent of staffed inpatient beds occupied by COVID-19 patients (7-day average)	NA	<10.0%	≥10.0%



U.S. COVID-19 Community Levels Map

Low	Medium	High
<ul style="list-style-type: none">• Stay <u>up to date</u> with COVID-19 vaccines• <u>Get tested</u> if you have symptoms	<ul style="list-style-type: none">• If you are <u>at high risk for severe illness</u>, talk to your healthcare provider about whether you need to wear a mask and take other precautions• Stay <u>up to date</u> with COVID-19 vaccines• <u>Get tested</u> if you have symptoms	<ul style="list-style-type: none">• Wear a <u>mask</u> indoors in public• Stay <u>up to date</u> with COVID-19 vaccines• <u>Get tested</u> if you have symptoms• Additional precautions may be needed for people <u>at high risk for severe illness</u>
<p>People may choose to mask at any time. People with symptoms, a positive test, or exposure to someone with COVID-19 should wear a mask.</p>		



County Goals

Obligations

Public information, wrap around services, isolation motel, and outbreak response

Ambitions

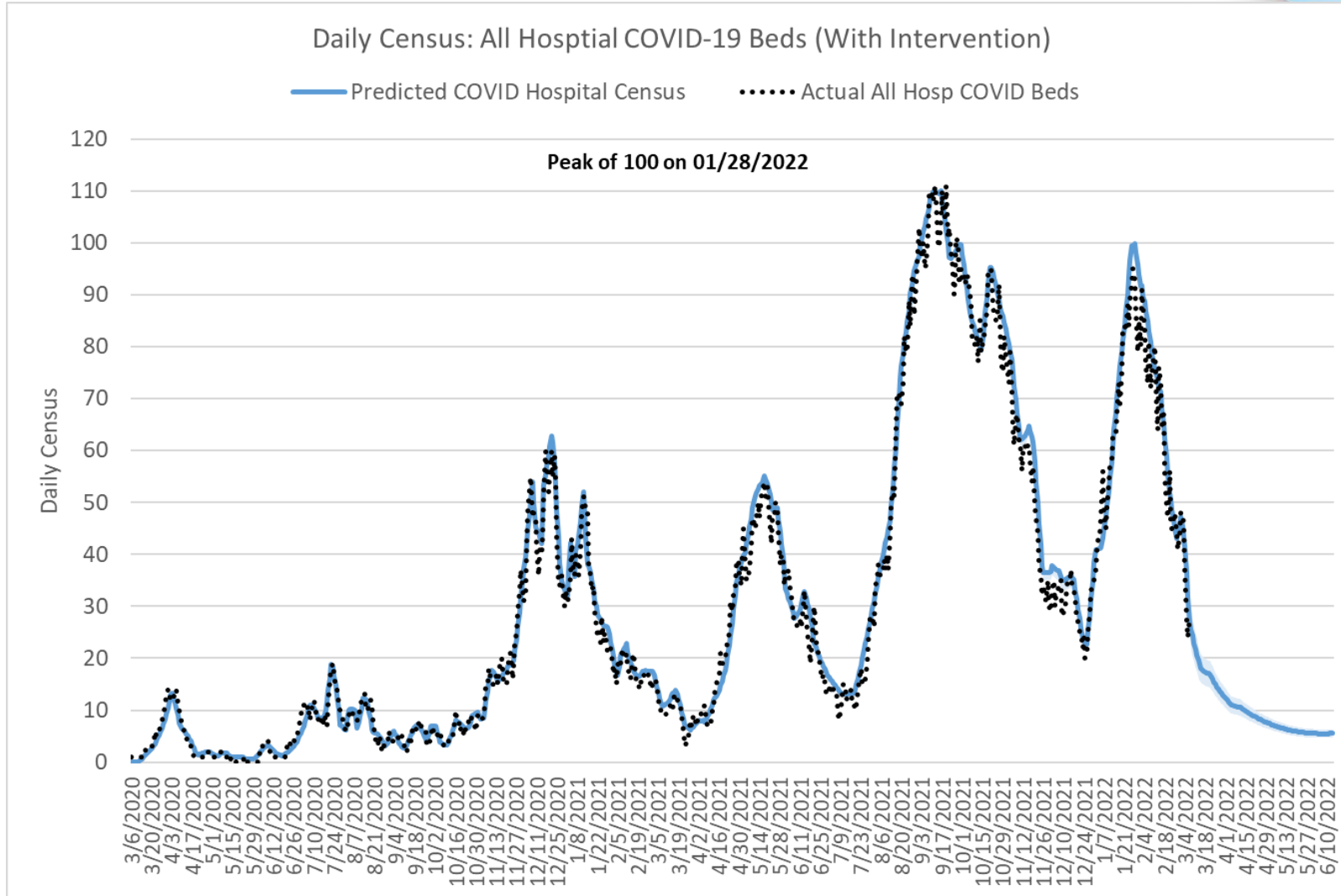
Vaccination and testing
Top five counties
Service, quality, cost



Medical System

Predicted COVID Hospital Census

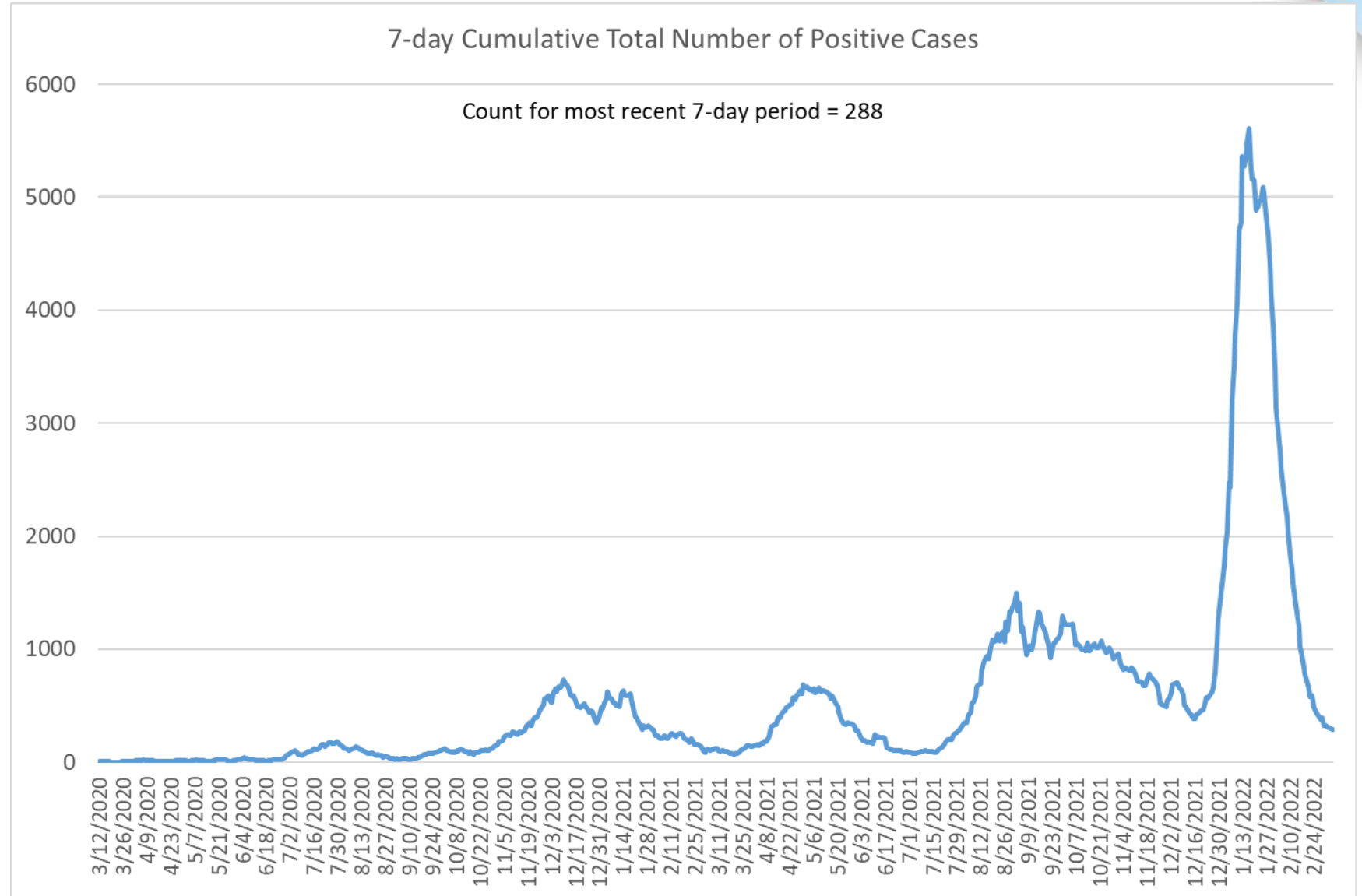
- These are predictions for “patient throughput” not midnight census.
- On average, 41 hospital beds occupied by COVID patients over the past 2 weeks.
- On average 20 COVID hospital beds predicted over the next 2 weeks.
- We are currently below the threshold of 25 beds for removal of the mask mandate, (10 beds per 100k) and expect to remain there for the foreseeable future.
- Two important assumptions: 1) Boosters will continue at the expected rate, 2) No new variant that evades natural or vaccinated immunity.



All Hospital Admits Predicted Patient Throughput Figures			
	Low	Medium	High
Predicted yesterday: 03/07/2022	27	27	27
03/13/2022 (1 wk from yesterday)	16	19	22
03/21/2022 (2 wks from yesterday)	14	17	19
03/28/2022 (3 wks from yesterday)	12	14	16

Positive Cases

- The large number of home tests make it difficult for direct comparisons. However, we have not been at this level since July 30, 2021.
- The positivity rate of 4.4% for Deschutes County and 4.5% for the tri-county region are good indicators of recovery.

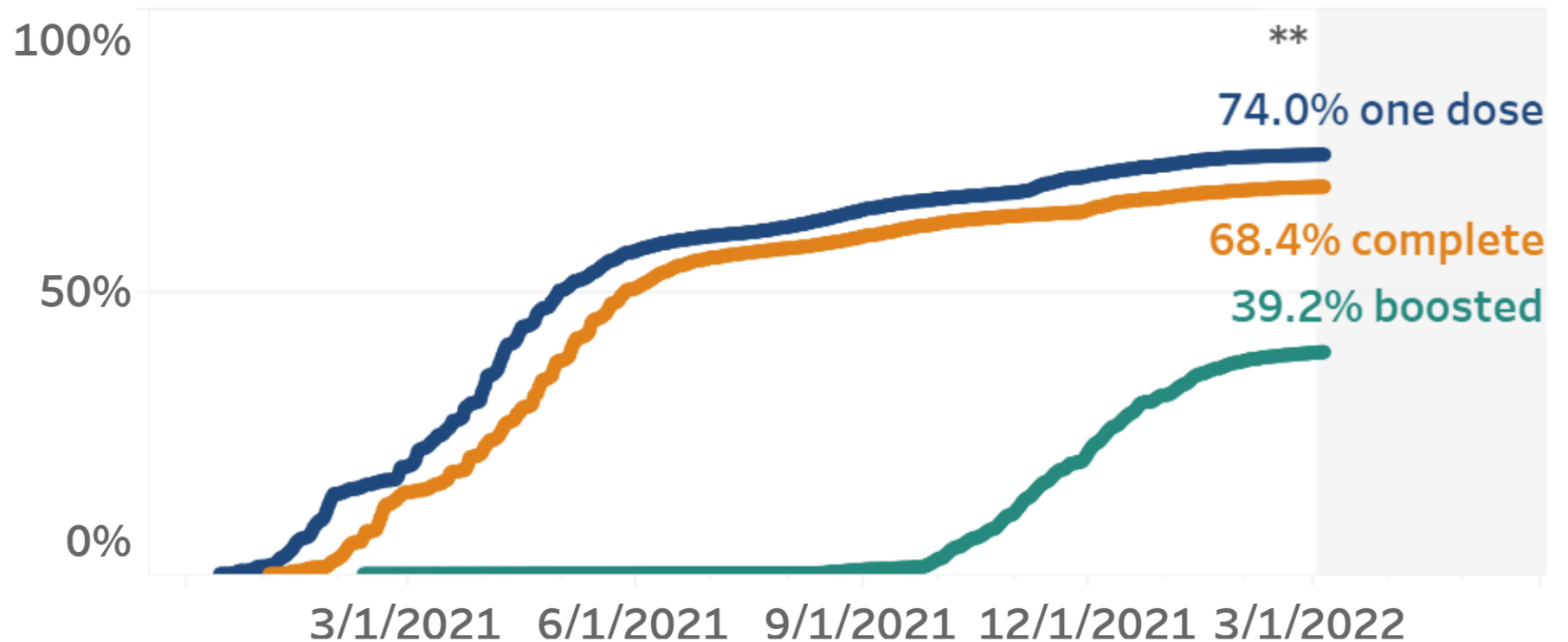


Deschutes County Vaccination Status

- The rate of vaccinations has dropped considerably.
- Deschutes County is currently 2.3 percentage points above the state average for boosted individuals of all ages.
- Deschutes County is currently 3.5 percentage points above the state average for boosted individuals who are 18+ years old.

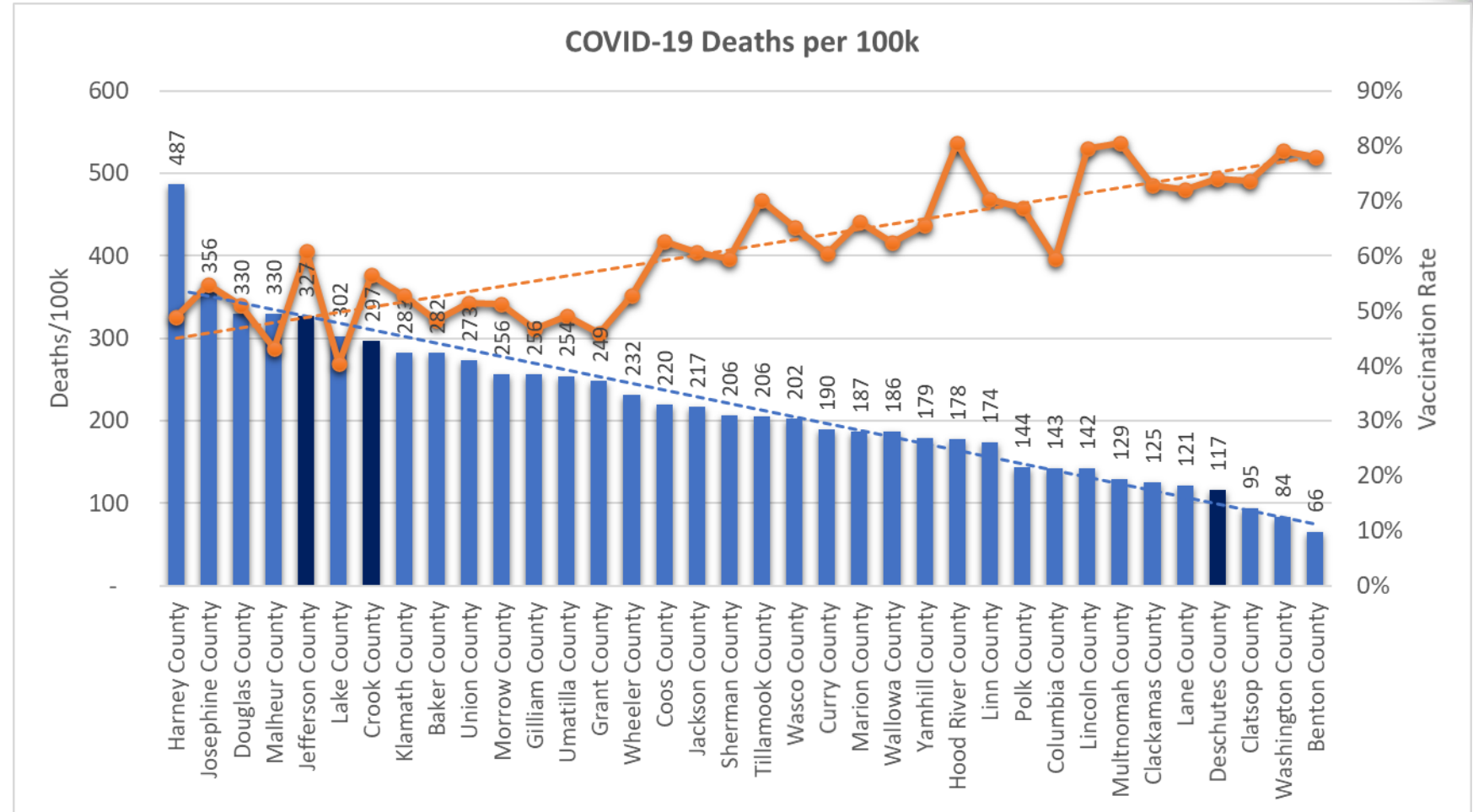
Vaccination Coverage

People of all ages living in Deschutes County



Mortality Rate and Vaccination Rate

- Deschutes County has the 6th highest vaccination rate in the state.
- Deschutes County has the 4th lowest death rate per capita in the state.
- If Jefferson and Crook Counties followed the same path for vaccinations they would have about 1/10th as many deaths, (30 versus 300).
- If Deschutes County followed the same path for vaccinations as Jefferson and Crook they would have almost 5½ times as many deaths (632 versus 117).



Questions and Comments

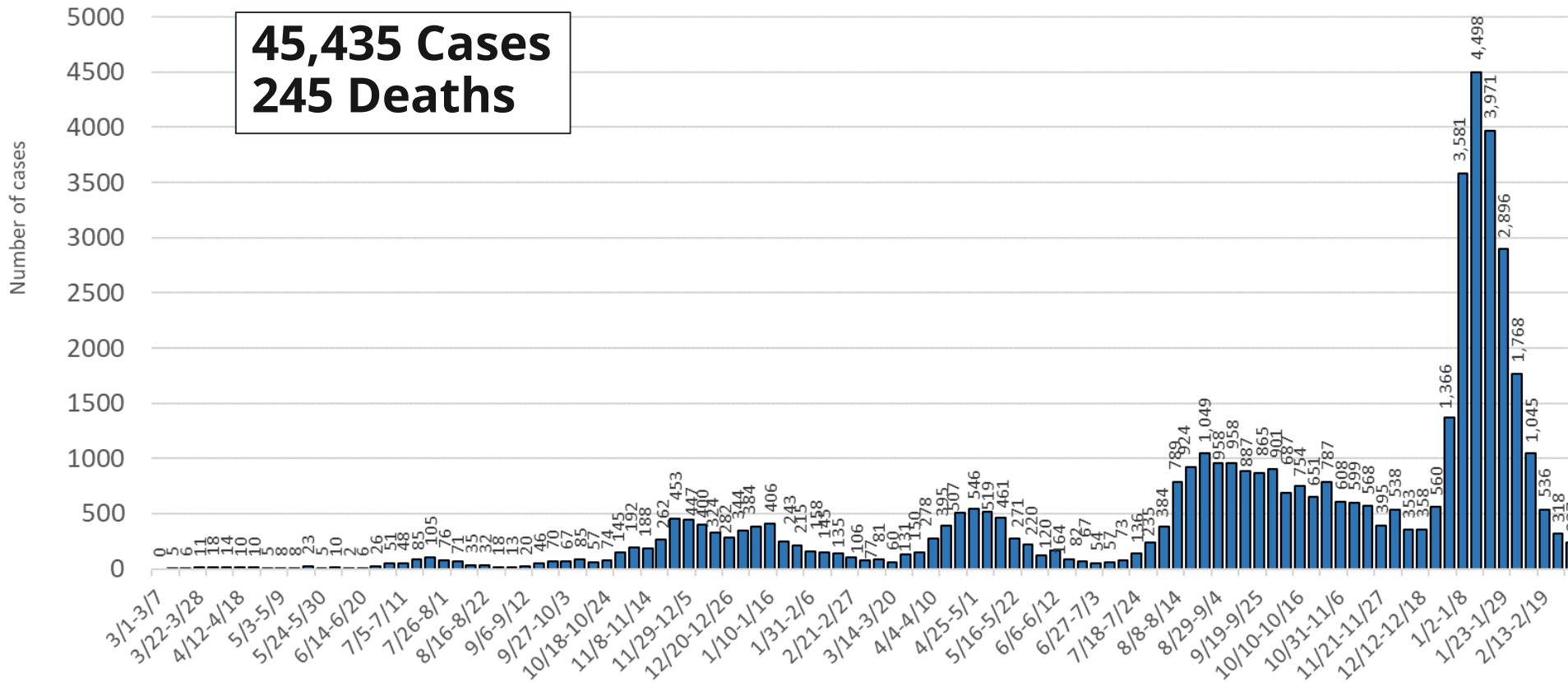
Michael Johnson, Ph.D.

Senior Data Scientist, St. Charles Health System

mjohnson@scmc.org

Local Data

Cases and Deaths



Case Counts and Rates

Average Daily Cases

This week: 34

Last week: 45



Number of Weekly Cases

This week: 237
(Down 25% since last week)

Last week: 318



Case Rate per 100k Population

This week: 120
(Statewide: 96.2)

Last week: 161
(Statewide: 131)



Testing Updates

Average Daily Tests

This week: 845

Last week: 603



Testing Volume per 10k Population

This week: 300
(Statewide: 270)

Last week: 214
(Statewide: 266)



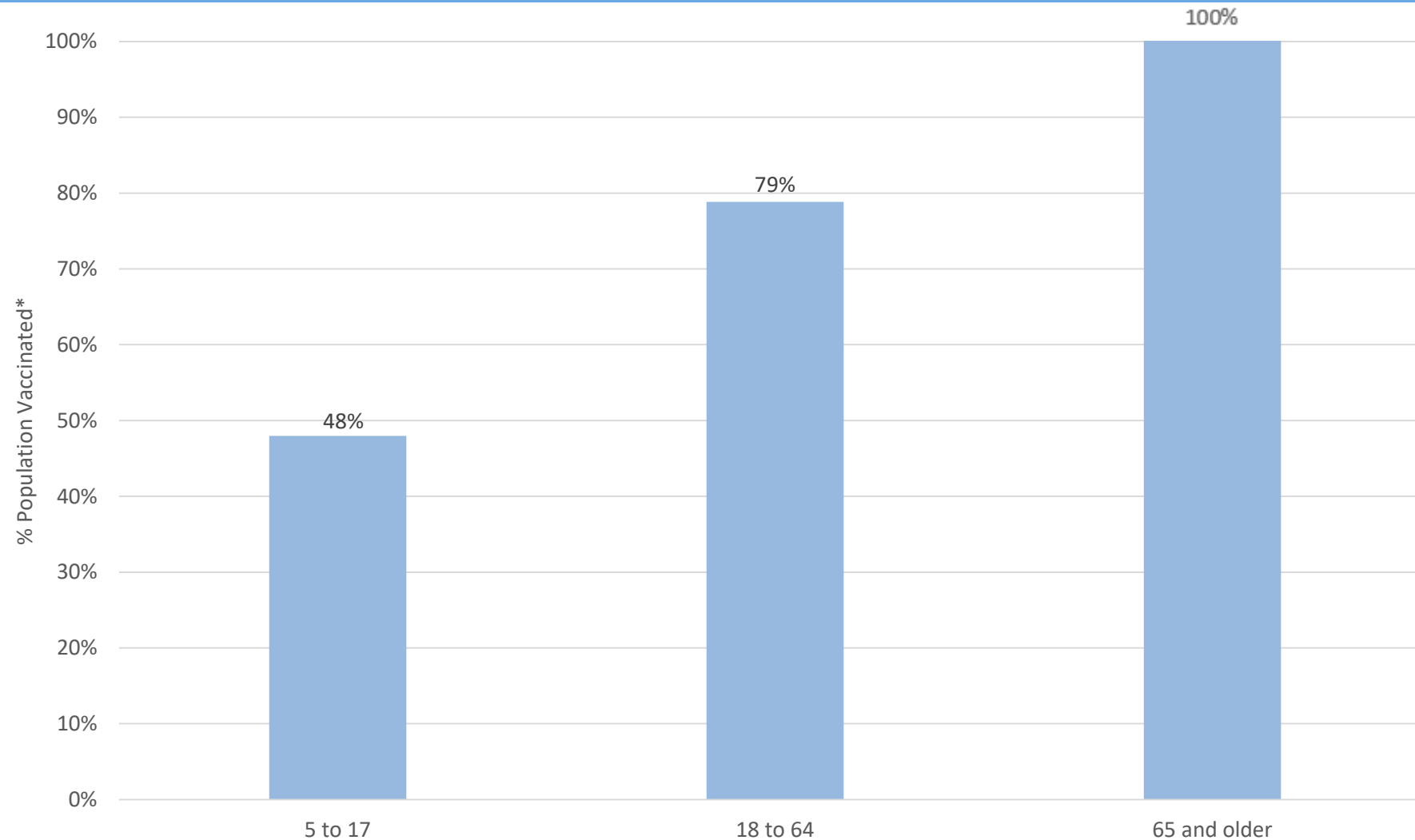
Test Positivity

This week: 4.4%
(Statewide: 4.4%)

Last week: 7.9%
(Statewide: 6.4%)



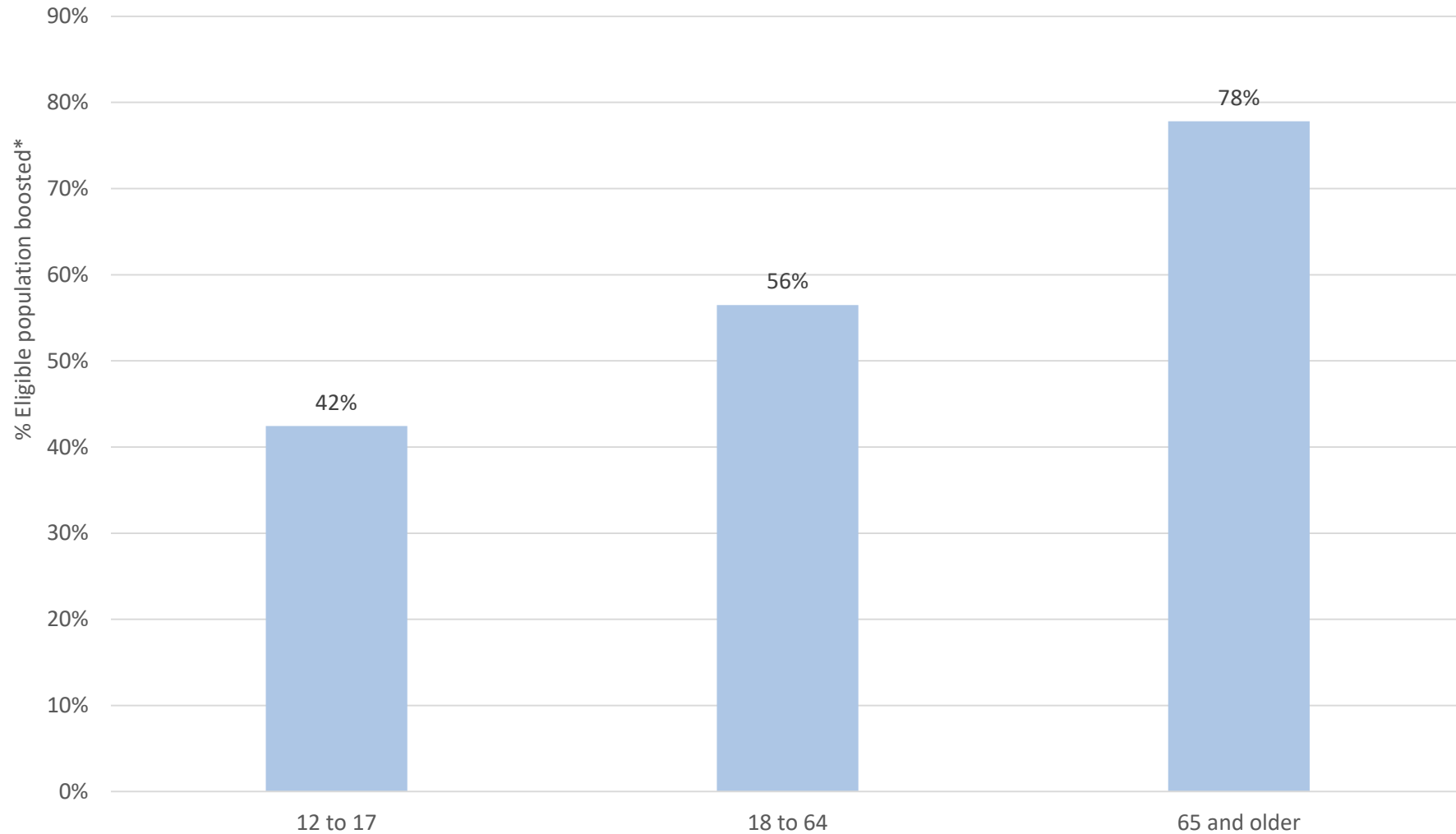
Vaccination by Age Group



*Includes individuals who received at least one dose of a COVID-19 vaccine.



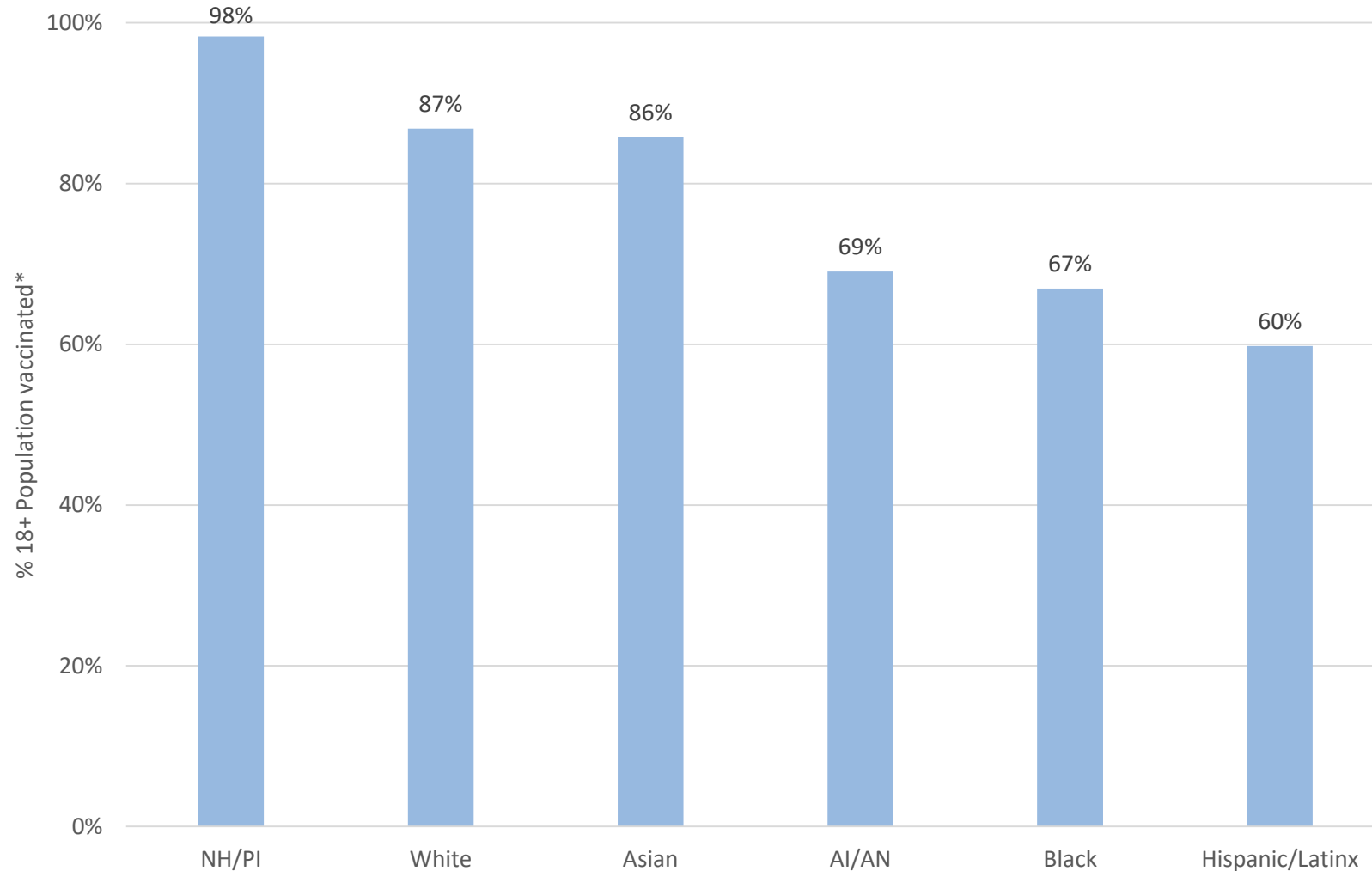
Booster Doses by Age Group



*Includes individuals meeting CDC criteria for booster eligibility.



Vaccination by Race & Ethnicity



*Includes individuals who received at least one dose of a COVID-19 vaccine.



Financial Update

COVID: ARPA Financial Update

- **Approved:** \$2.35 million
- **Expended:** \$1.97 million (84%)
- Average weekly February expense = \$55,000 (\$43,000 to ARPA)
- At current rate, funds will last through late April
- FEMA 100% reimbursement extended through June



Vaccination, Testing, and Support Services Operations

Vaccination – what is available and where?



Community Partners That Vaccinate:

Mosaic Medical * St. Charles Health System * Summit BMC * COIPA * COPA * High Lakes Health Care * Local Pharmacies * VIM * Urgent Care Sites

www.vaccines.gov

www.deschutes.org



Testing – what is available and where?

- Call your medical provider to schedule a test
- Curative testing sites in Bend and Redmond
 - By appointment only, appointments are added daily
- Urgent Care
- More testing sites: www.Deschutes.org/covid19vaccines
- At-home rapid tests - Visit www.covidtest.gov to order free COVID-19 tests
- Mail-in PCR testing



Resources and Support



Frequently Asked Questions

www.deschutes.org
www.stcharleshealthcare.org
<https://govstatus.egov.com/OR-OHA-COVID-19>

Email assistance

healthservices@deschutes.org

Deschutes County
COVID-19 Hotline

Monday–Friday 8am–6pm
Saturday 10am–4pm

(541) 699-5109

