

Deschutes County Health Services

COVID-19 Public Health Update

Rita Bacho
Advancement and Protections Manager

Michael Johnson, PhD
Senior Data Scientist, St. Charles Health System

Emily Freeland
COVID-19 Response and Recovery Supervisor

Crystal Sully, BSN
Vaccine Operations Supervisor



BoCC Meeting | February 2, 2022

Omicron may cause milder illness

But the record number of cases is leading to a record number of hospital admissions

Highest daily average cases*

5x
higher

Omicron: 799,000
Delta: 164,000

Highest daily average hospital admissions†

1.8x
higher

Omicron: 22,000
Delta: 12,000

Help slow the spread and decrease the strain on hospitals:

stay up to date on vaccines and wear a mask



bit.ly/mm7104e4

* Delta 8/1/2021–9/30/2021 and Omicron 12/19/2021–1/15/2022
† Maximum daily average values observed during the two periods

MMWR

Take Home Messages

- Don't expect a phone call- please call **(866) 917-8881** and **(541) 699-5109**
- Isolation and quarantine (including schools)
- Testing capacity stabilizing
- Hospital admissions are declining
- Therapeutic supplies are constrained
- Vaccines work against severe disease. Be up to date/boosted.
- We still have work to do with vulnerable groups



County Goals

Obligations

Wrap around services, isolation motel,
and outbreak response

Vaccination and Testing

Top five counties
Service, cost, and quality

Public Information

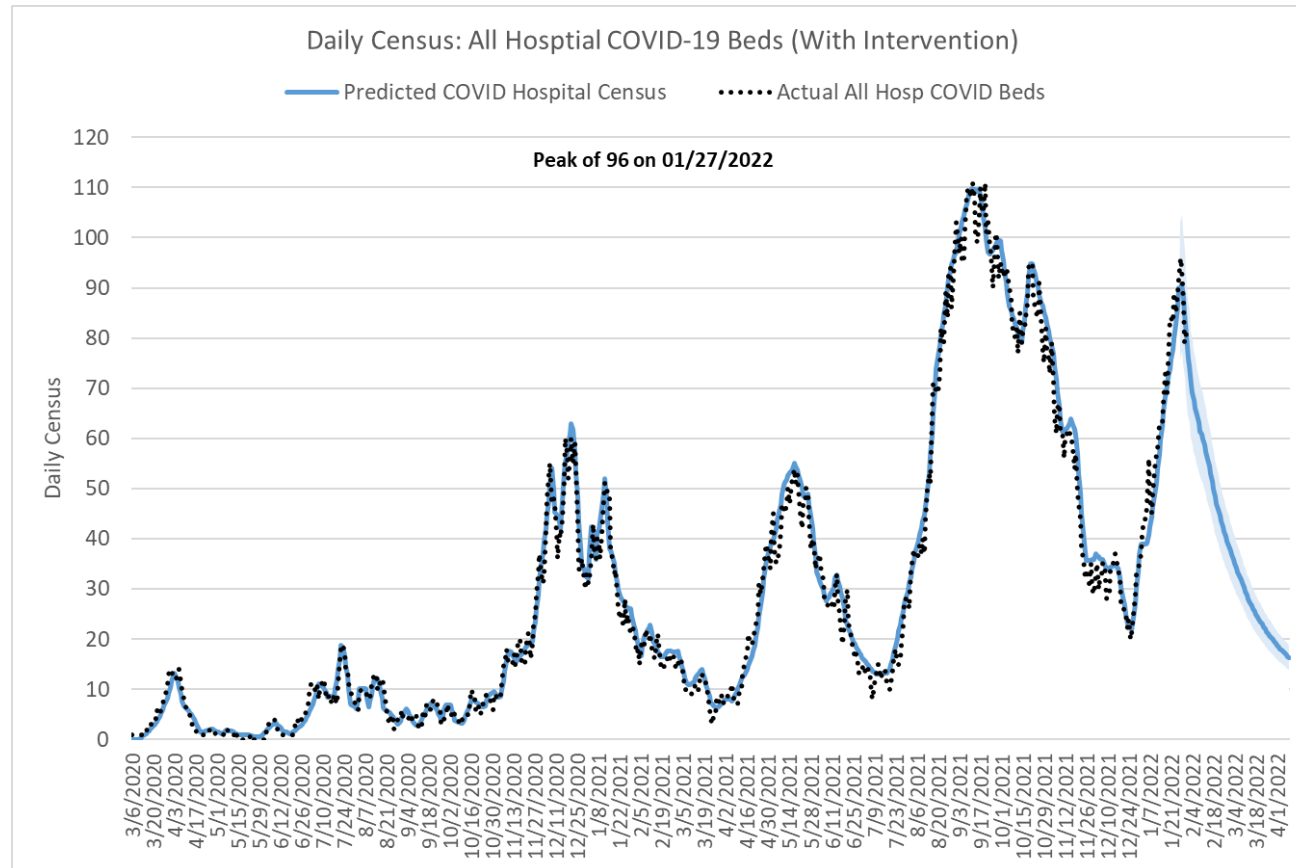
Timely, accurate information and
support line



Medical System

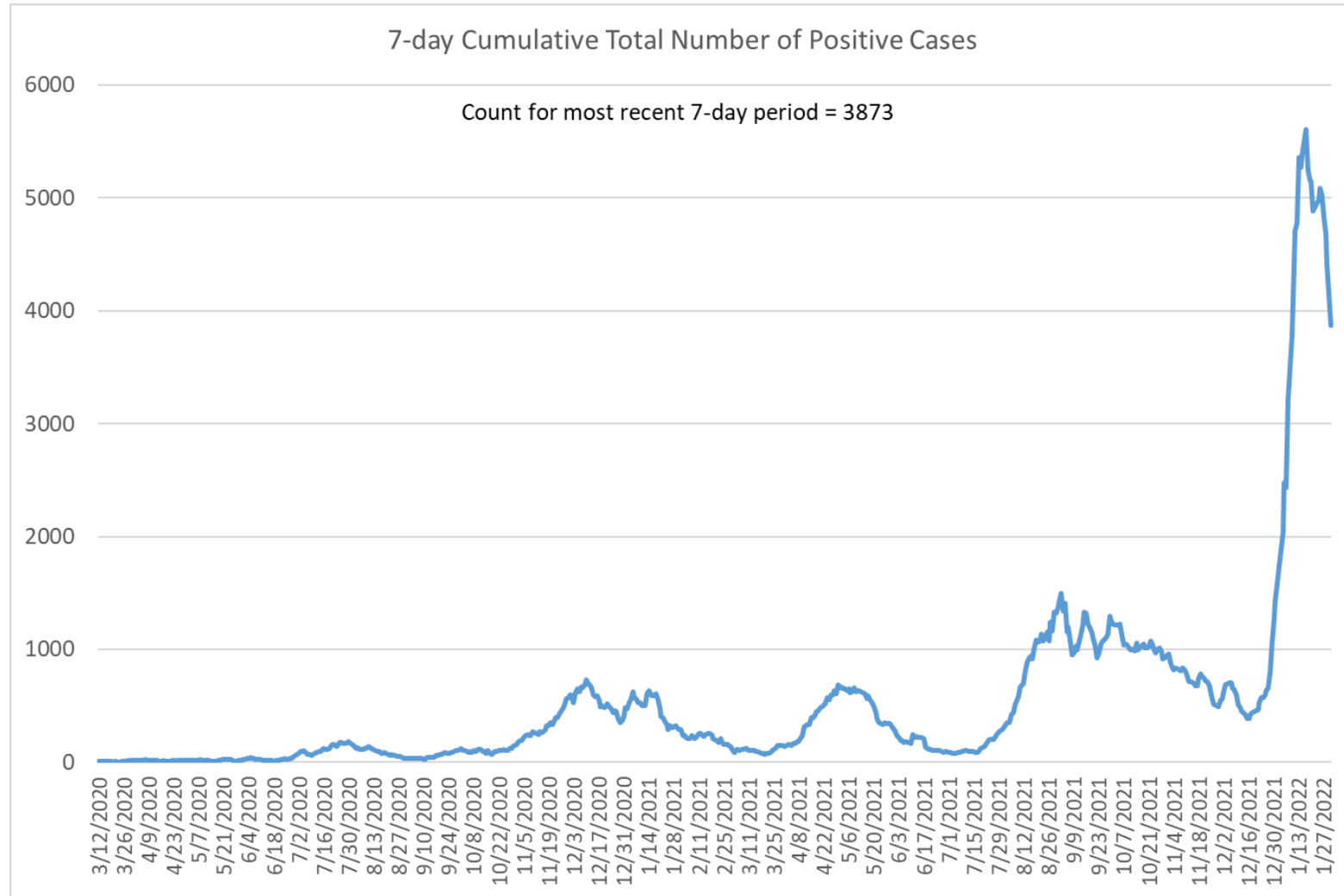
Predicted COVID Hospital Census

- These are predictions for “patient throughput” not midnight census.
- On average, 85 hospital beds occupied by COVID patients over the past 2 weeks.
- On average 65 hospital beds occupied in the next 2 weeks.
- Cautiously optimistic that we will remain on a steep decline from the omicron surge.



All Hospital Admits Predicted Patient Throughput Figures			
	Low	Medium	High
Predicted yesterday: 01/31/2022	69	81	93
1 week from yesterday	55	65	74
2 weeks from yesterday	48	56	64
3 weeks from yesterday	39	46	53

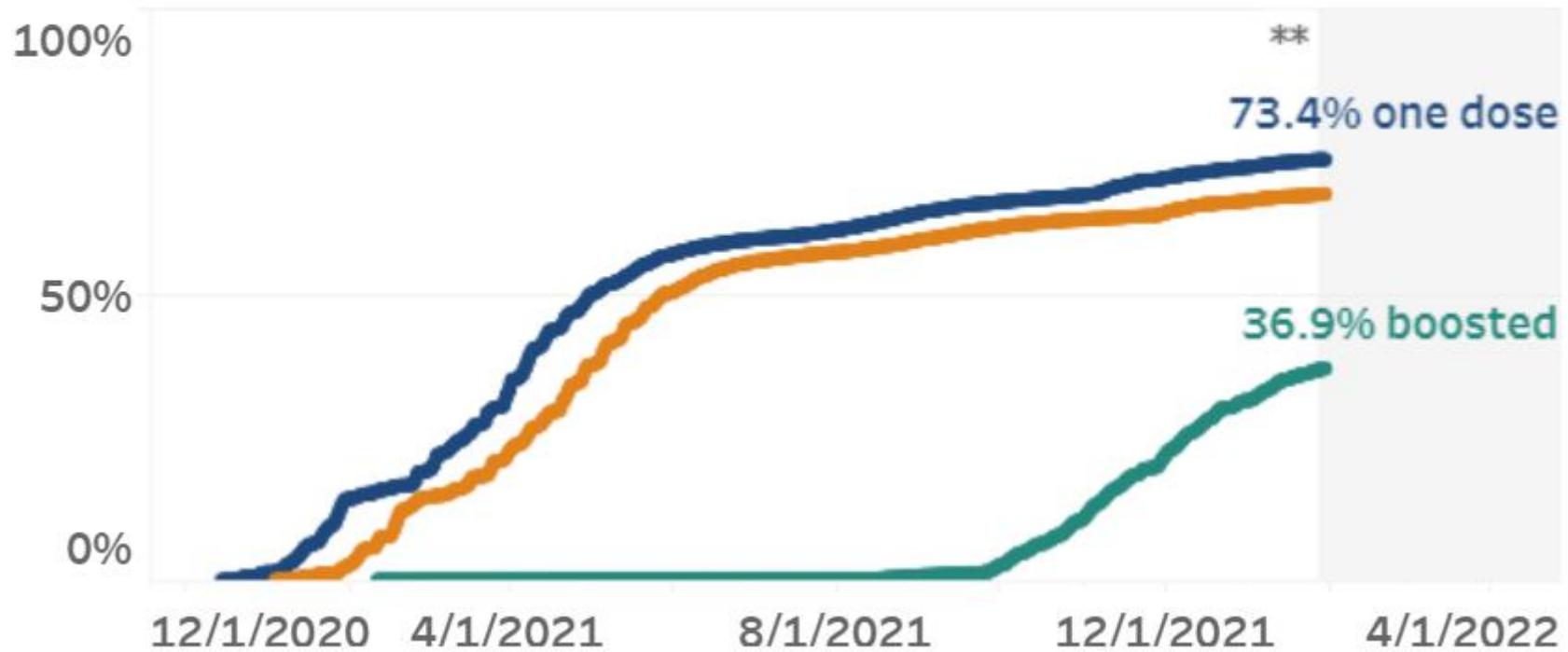
Positive Cases



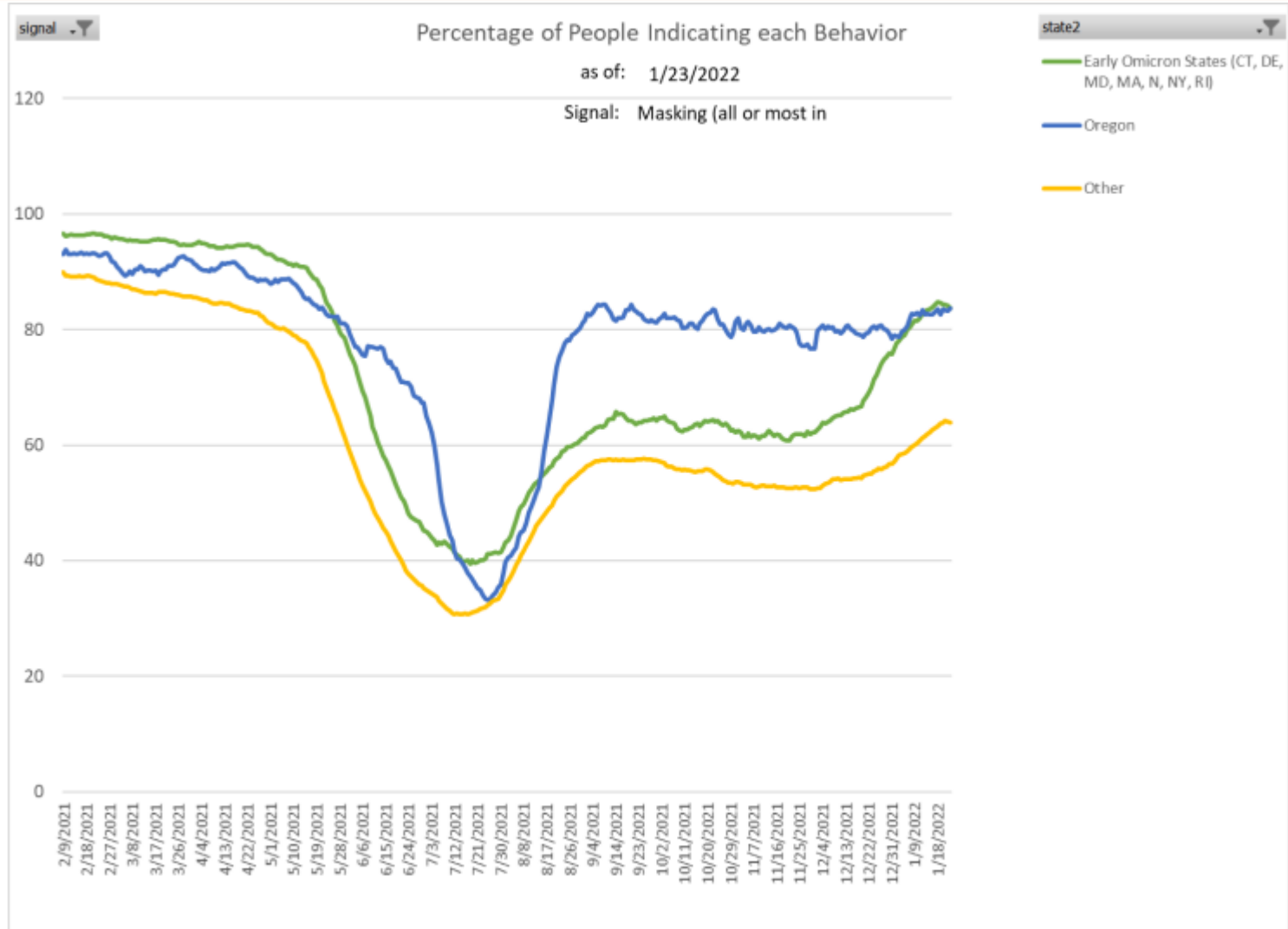
Deschutes County Vaccination Status

Vaccination Coverage

People of all ages living in Deschutes County

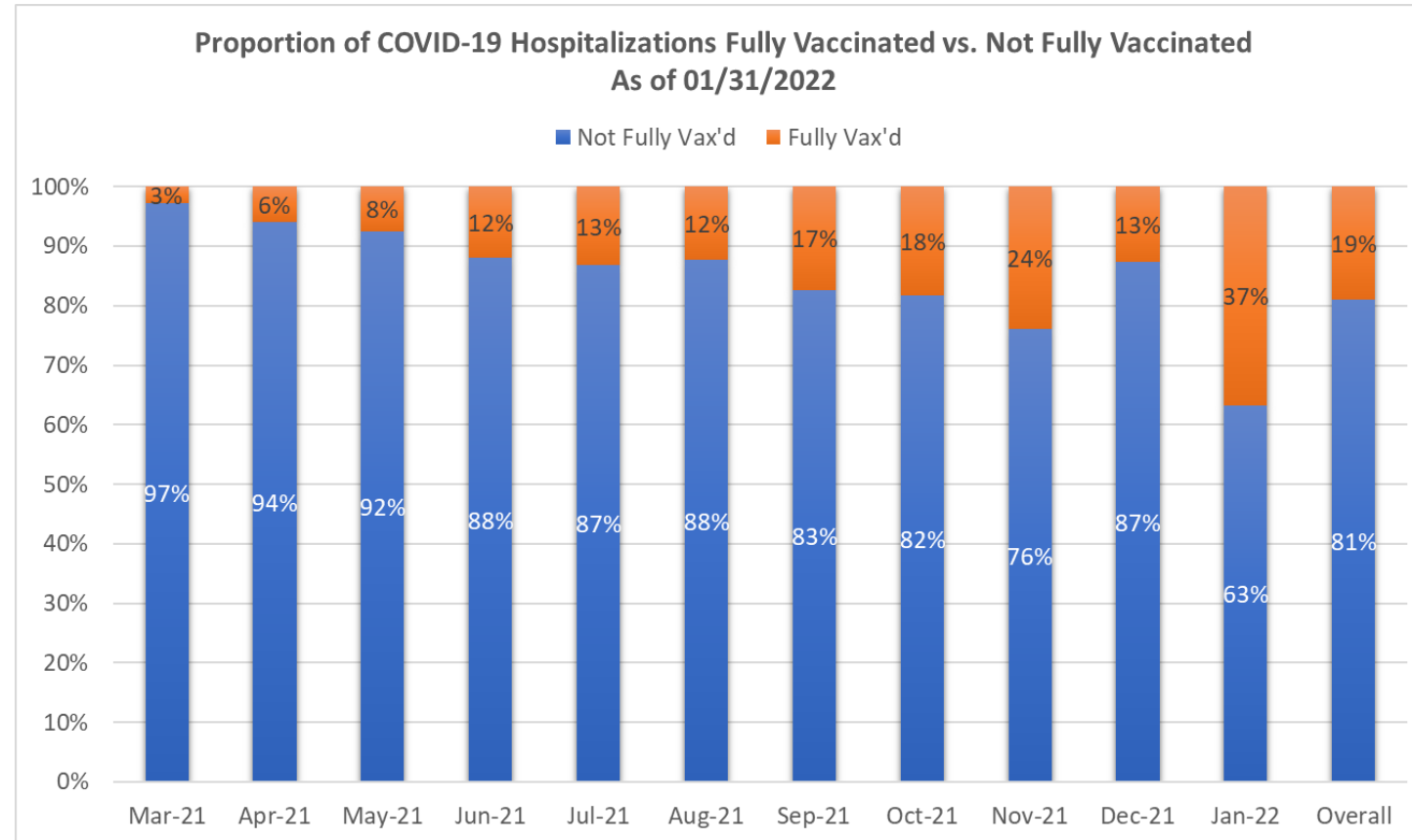


Mask Wearing



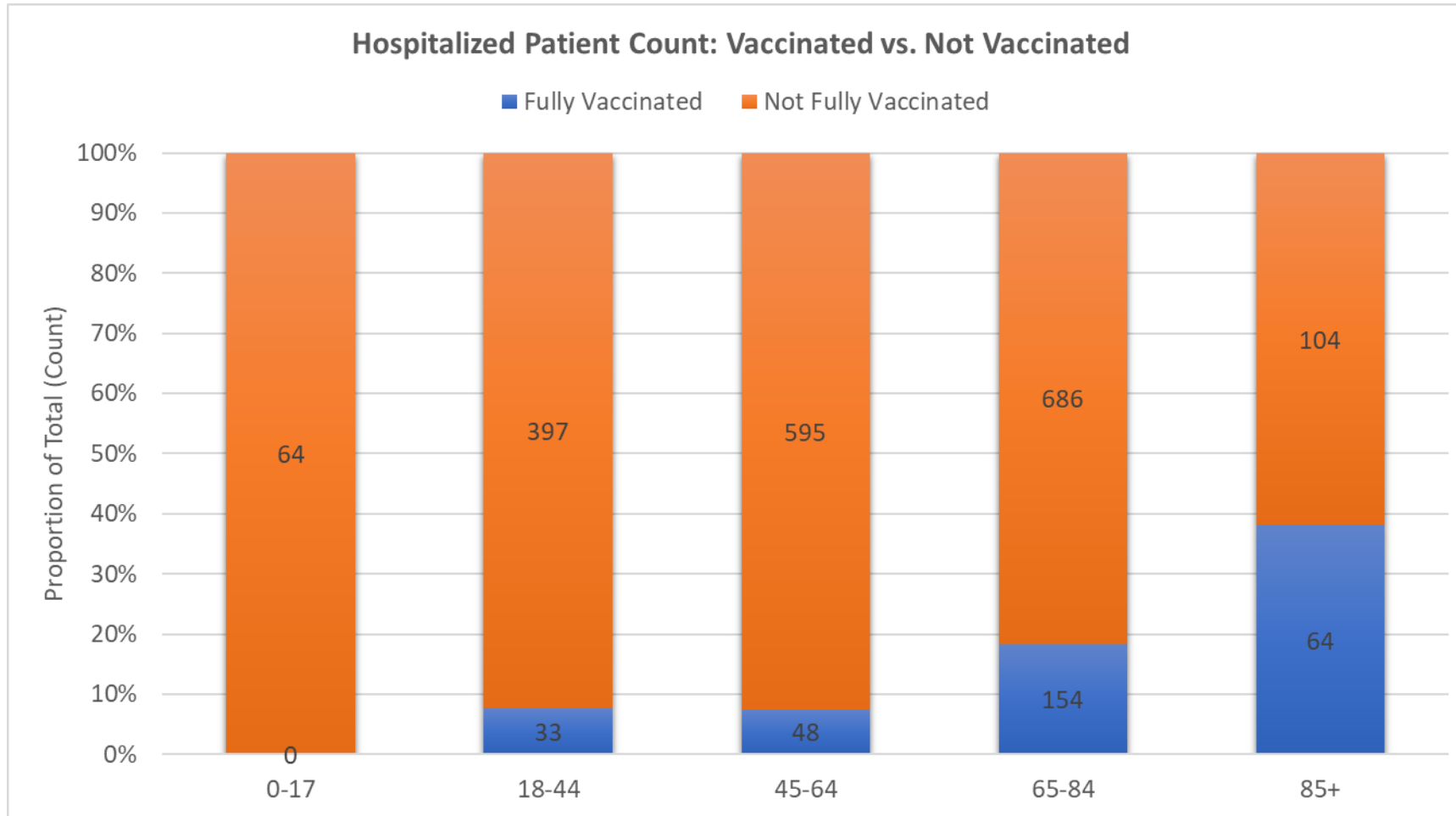
Hospitalized COVID-19 Patient Count: Fully Vaccinated vs. Not Fully Vaccinated by Age Group

- 93% of the patients under 65 are not fully vaccinated.
- 78% of the patients 65 and over are not fully vaccinated.
- Not fully vaccinated patients are on average 13 years younger than fully vaccinated patients.



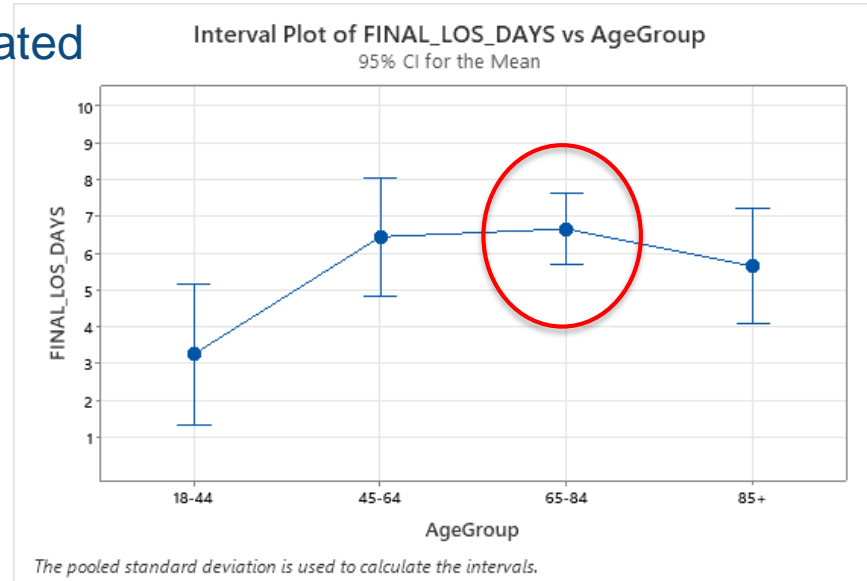
Note: "Fully Vaccinated" means two doses of Pfizer or Moderna, or 1 dose of J&J.

Distribution of COVID Patients by Vaccination Status and Age Group



LOS by Age Group: Vaccinated vs. Not Vaccinated

Fully Vaccinated



Age Group 65-84

Method

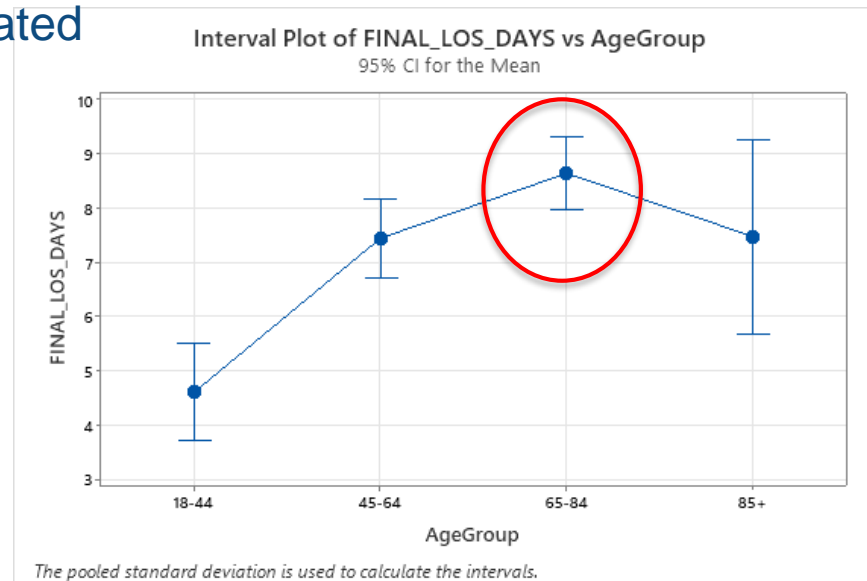
μ_1 : population mean of FINAL_LOS_DAYS when Fully Vaccinated = 0
 μ_2 : population mean of FINAL_LOS_DAYS when Fully Vaccinated = 1
 Difference: $\mu_1 - \mu_2$

Equal variances are assumed for this analysis.

Descriptive Statistics: FINAL_LOS_DAYS

Fully Vaccinated	N	Mean	StDev	SE Mean
0	654	8.6	10.7	0.42
1	182	6.66	7.60	0.56

Not Fully Vaccinated



Estimation for Difference

Difference	Pooled StDev	95% CI for Difference
2.0	10.077	(0.321, 3.636)

Test

Null hypothesis $H_0: \mu_1 - \mu_2 = 0$
 Alternative hypothesis $H_1: \mu_1 - \mu_2 \neq 0$

T-Value	DF	P-Value
2.34	834	0.019

Questions and Comments

Michael Johnson, Ph.D.

Senior Data Scientist, St. Charles Health System

mjohnson@scmc.org

Local Data

Case Counts and Rates

Average Daily Cases

This week: 413

Last week: 568



Number of Weekly Cases

This week: 2,893
(Down 27% since last week)

Last week: 3,973



Case Rate per 100k Population

This week: 1,468
(Statewide: 1,046)

Last week: 2,017
(Statewide: 1,336)



Testing Updates

Average Daily Tests

This week: 1,664

Last week: 2,140



Testing Volume per 10k Population

This week: 591
(Statewide: 585)

Last week: 760
(Statewide: 677)



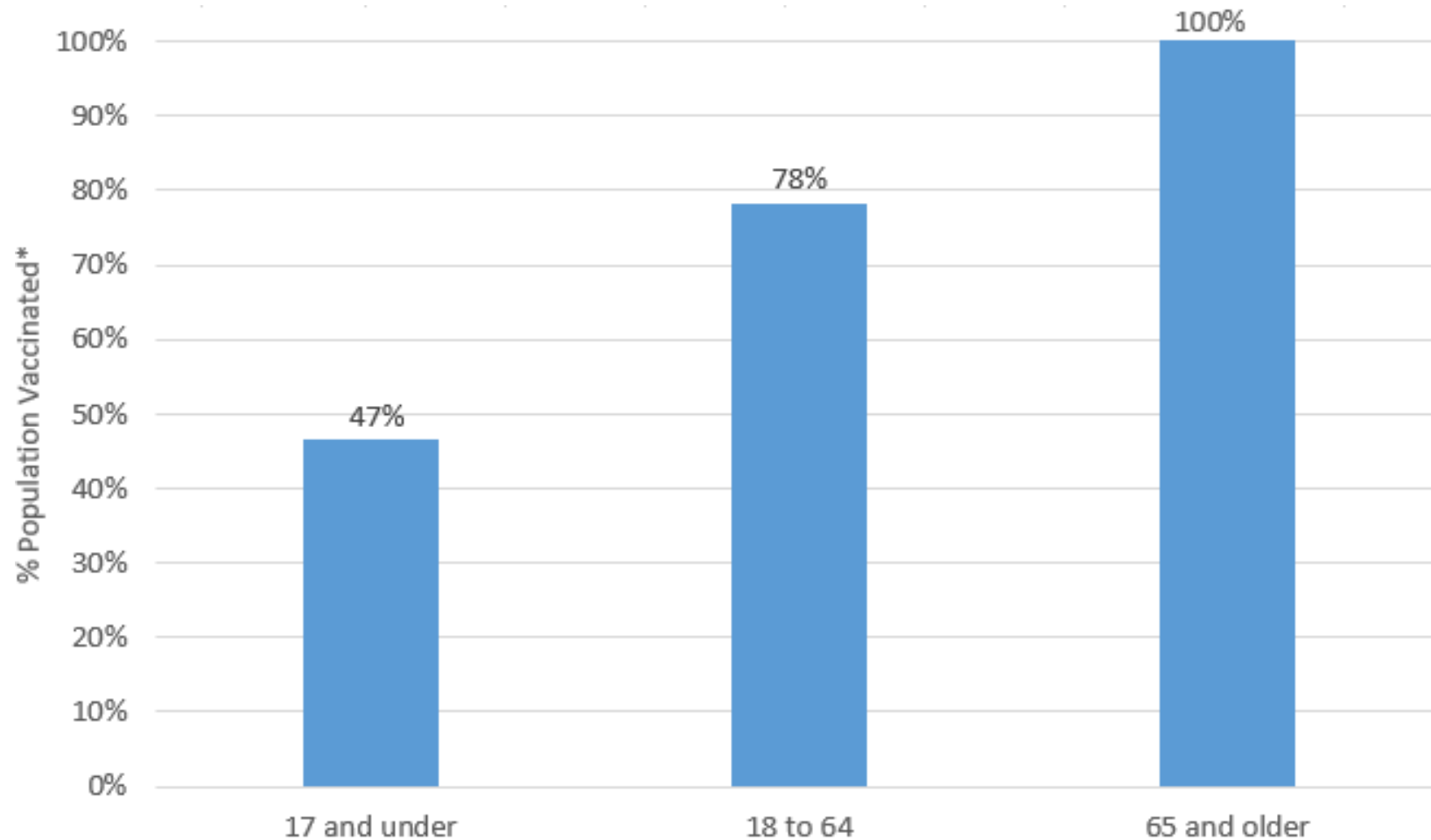
Test Positivity

This week: 26.9%
(Statewide: 22.6%)

Last week: 27.8%
(Statewide: 24.5%)



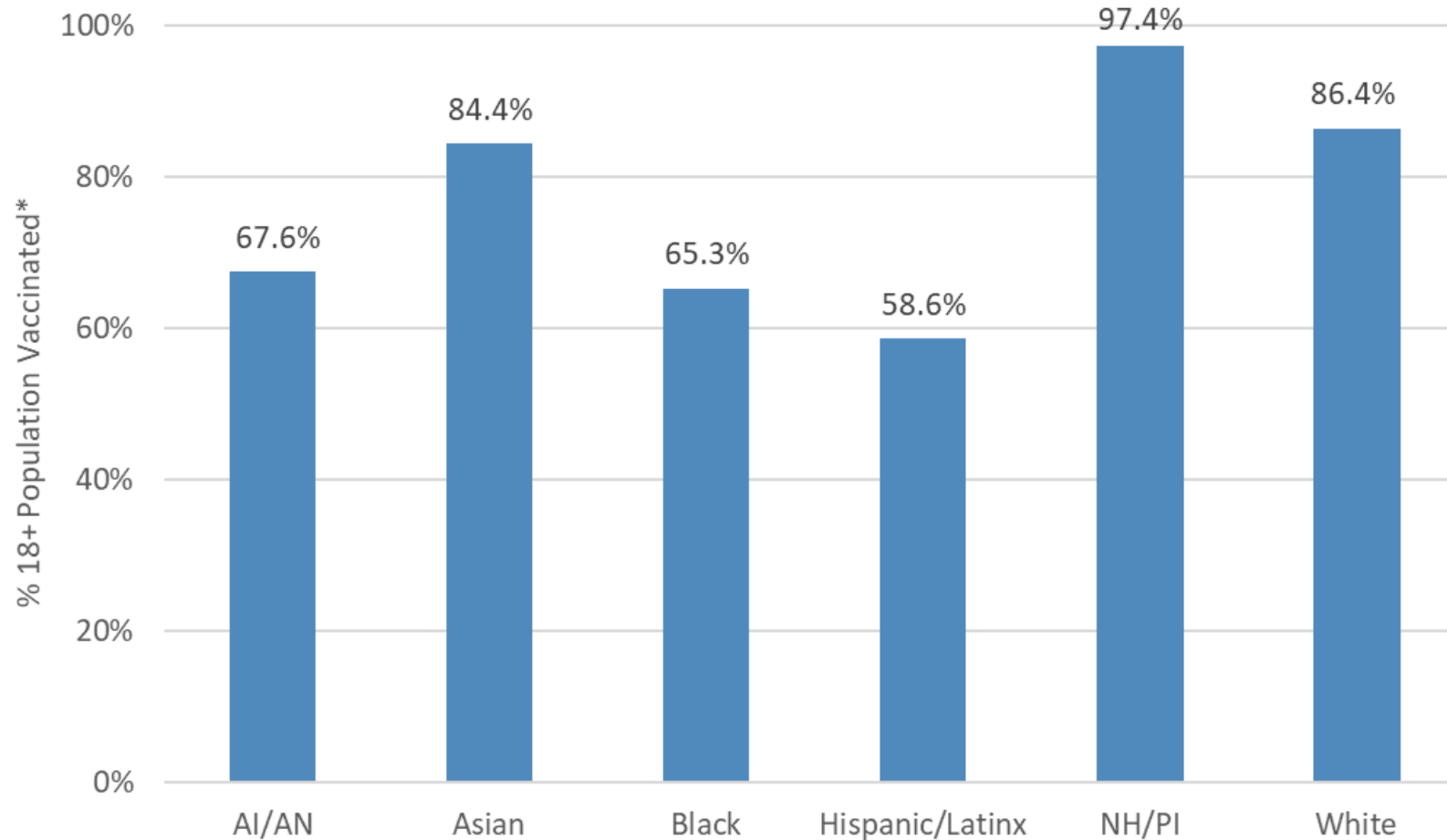
Vaccination by Age Group



*Includes individuals who received at least one dose of a COVID-19 vaccine.



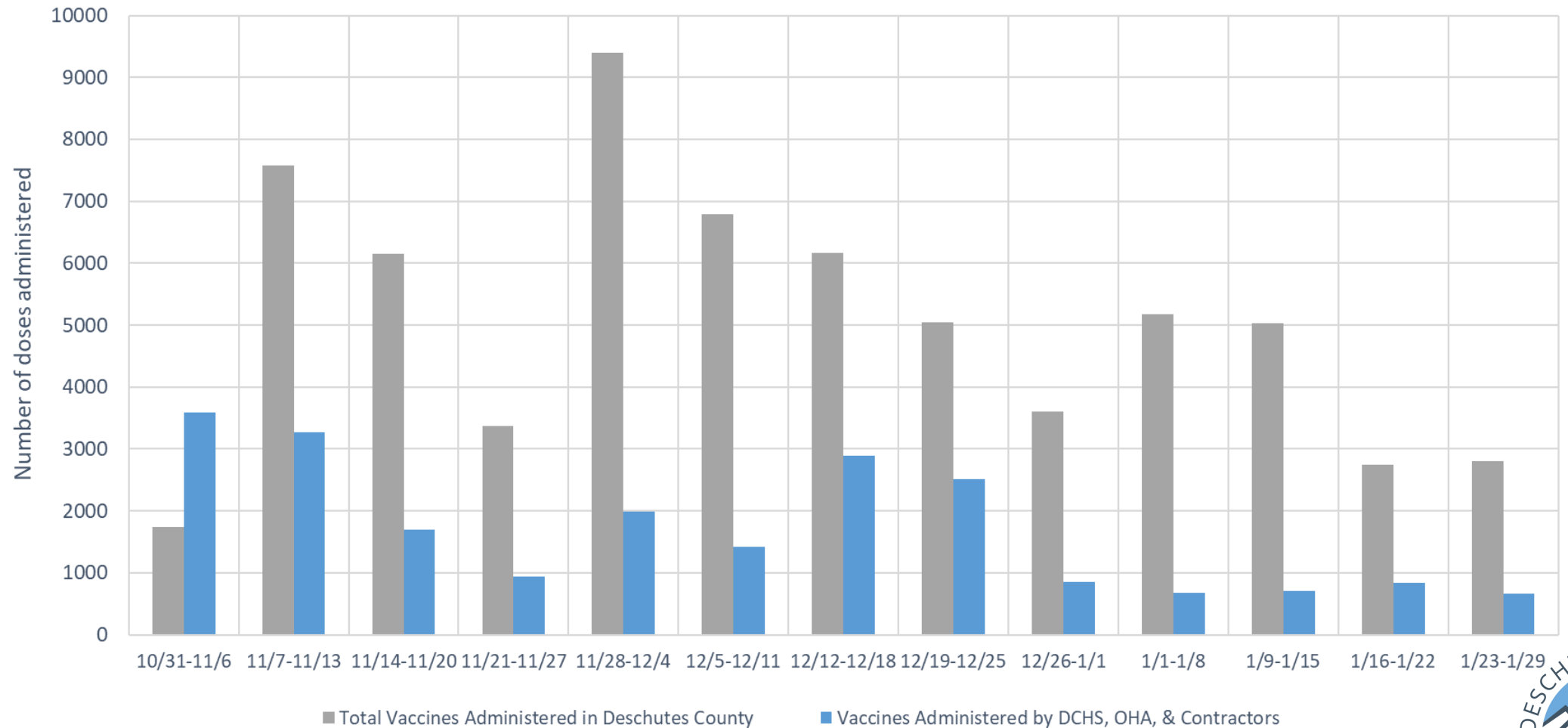
Vaccination by Race & Ethnicity



*Includes individuals who received at least one dose of a COVID-19 vaccine.



Vaccination Volume



Vaccination, Testing, and Support Services Operations

Vaccination – what is available and where?



Community Partners who Vaccinate:

Mosaic Medical * St. Charles Health System * Summit BMC * COIPA * COPA * High Lakes Health Care * Local Pharmacies * VIM * Urgent Care Sites

www.vaccines.gov

www.deschutes.org



Testing – what is available and where?

- Call your medical provider to schedule a test
- Curative testing sites in Bend and Redmond
 - By appointment only, appointments are added daily
- Urgent care
- More testing sites: www.Deschutes.org/covid19vaccines
- Deschutes County Fair and Expo Vaccine Clinic now includes Testing!! See website for more details.
- At-home rapid tests - Visit www.covidtest.gov to order 4 free covid-19 tests for your household.



Support Service Access

If you tested positive or were exposed to COVID-19, **our trained professionals can help.**

Call The OHA Hotline [\(866\) 917-8881](tel:8669178881) if:

- You want more health information
- You have questions about isolation or quarantine
- You have questions about telling your close contacts they may have been exposed to COVID-19
 - You need to isolate and are worried about the ability to do that

For more complex COVID-19 situations or for additional local services, **call the Deschutes County Public Information Line [\(541\) 699-5109](tel:5416995109)**

Hours: M-F from 8am to 6pm and Saturday 10am to 4pm



Help with Questions



Frequently Asked
Questions

www.deschutes.org/covid19vaccine

Email assistance

healthservices@deschutes.org

COVID-19 Vaccine
Hotline

Monday–Friday 8am–6pm
Saturday 10am–4pm

(541) 699-5109

