




# The Elections Process in Deschutes County




## Step 1. Voter Registration

To register to vote, you are required to provide valid identification proving that you are eligible to vote. After reviewing and verifying your information, we enter it into our voter registration database.  
ORS 247.012




## Step 2. Election Equipment Testing

We use election equipment that is certified according to State and Federal standards. We test our election equipment before, during, and after each election.  
ORS 254.235




## Step 3. Ballots Are Mailed

All registered voters are mailed a ballot packet containing their ballot and a postage-paid return envelope that has a printed security weave on the inside that protects your privacy and the secrecy of your vote. We provide registered Uniformed and Overseas Civilian voters access to their ballots via mail or online portal.  
ORS 253.065, 253.545, 254.470




## Step 4. Ballot Collection

In Deschutes County, voters can return their voted ballot by mail or at one of our ten Official Ballot Drop Site locations, conveniently located throughout the county. Drop Site ballots are collected, and mailed ballots are received at our Clerk's Office located in the Deschutes Services Building for ballot tabulation.  
ORS 254.470



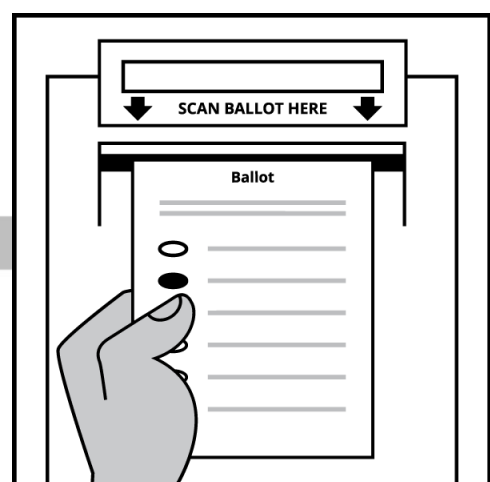
## Step 5. Verify Voter Eligibility

Upon receipt of your ballot, it is sent through our ballot envelope sorting machine, which scans an image of your signature while sorting your ballot by voting precinct. Trained elections staff verify your envelope signature by comparing it to your signature on file in the voter registration database.  
ORS 247.012, 247.019, 247.025, & 254.470




## Step 6. Processing Ballots

If your signatures match, your ballot envelope moves on to be opened. If they don't match, we contact you by mail to resolve the issue so we can count your ballot. If a ballot is damaged or contains machine-unreadable marks, we flag it for manual review. Our goal is to count all eligible ballots as voters intend.  
ORS 254.478



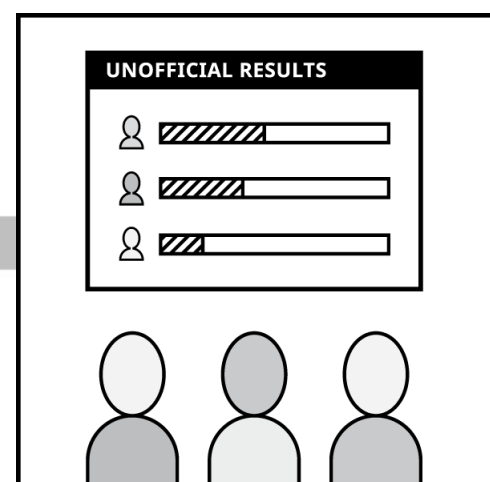
## Step 7. Ballot Scanning & Tabulation

After ballots are removed from their envelopes, we scan the ballots and count all the valid votes to determine the results of each contest in the election. Our federally and state certified voting system is secure and never connected to the internet.  
ORS 254.485, 254.500




## Step 8. Ballot Adjudication

Teams of two staff, each of different political parties, review if ballots are damaged, have stray marks, or have corrections, undervotes, overvotes, and blank contests to verify voter intent and ensure accurate tabulation. All ballots are stored in a secure location under 24/7 surveillance.  
ORS 254.476, 254.482, 254.483




## Step 9. Unofficial Results

We begin publishing unofficial results after 8pm on Election Day. Results are unofficial until after all ballot return deadlines have passed and after we have counted every valid ballot we received.  
ORS 254.545  
**Find unofficial results on [deschutescounty.gov/electionresults](https://deschutescounty.gov/electionresults)**



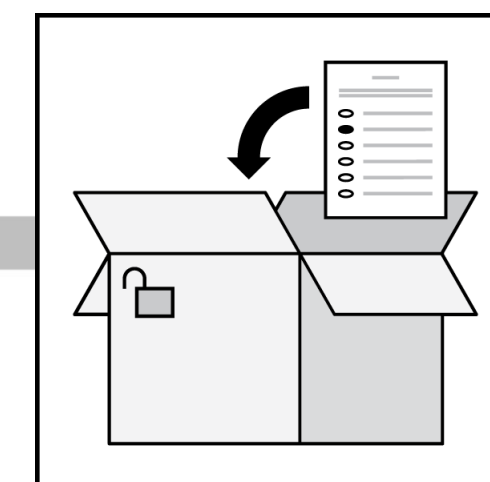
## Step 10. Certification of Official Results

After the Board of Canvassers reviews and verifies the outcome of the election, official election results are certified by the county.  
ORS 254.545(3)  
**Certified election results are published 27 days after Election Day on [deschutescounty.gov/electionresults](https://deschutescounty.gov/electionresults)**



## Step 11. Audit

Audits are a normal check and balance that are part of every election. We use audits to confirm that election equipment accurately interpreted and tallied voters' ballots, that the outcome of the election reflects how voters voted, and that election workers followed procedures.  
ORS 254.529



## Step 12. Ballot Storage

We securely store all paper ballots and other records as part of the official record for two years. After two years, the ballots are destroyed.  
OAR 166-150-0035(14)(a)